

## Ultrasound Guide Venipuncture Trainer

- Weight/About 2.4kg ● Case size/W69×D39×H19cm
- Accessories/ Ultrasound pad x2, Normal pad ×2, Stick for exchange vessels, Baby powder, Cup, Storage case
- Approved by/ Department of Advanced Nursing Technology, Graduate School of Medicine, University of Tokyo Dr Ryoko Murayama  
Department of Geriatric Nursing/Wound Nursing, Department of Health Sciences and Nursing,  
Graduate School of Medicine, The University of Tokyo

Dr Hiromi Sanada,  
Dr Koichi Yabunaka


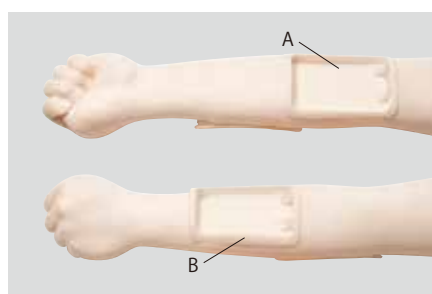
For echo-guided/visual venipuncture training



### Features

#### Two types of training can be carried out at two places

Venipuncture training using the ultrasound guide with an ultrasound pad and palpation of veins and venipuncture training using a normal pad can both be carried out.



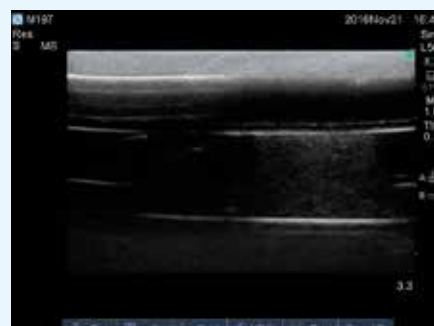
Ultrasound pad      Normal pad  
(ultrasound not possible)

#### Puncture traces do not remain in ultrasound images

Needle traces after puncturing do not remain in ultra sound images, so that repeat training is possible.



When Puncturing

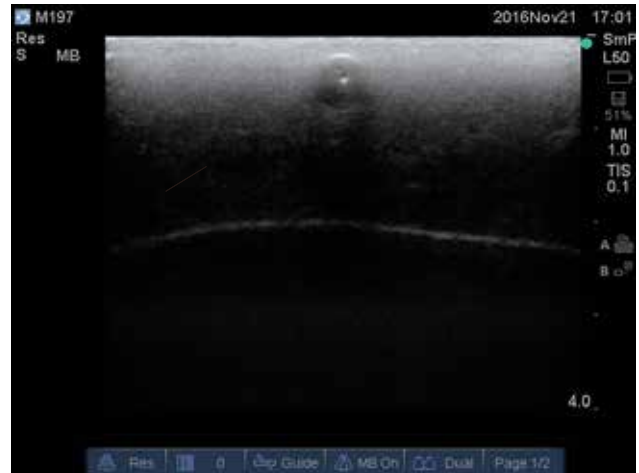


After extracting

## Venipuncture using the ultrasound guide



## Ultrasound image of venipuncture



## Venipuncture using normal pad



## Indwelling of butterfly needle using normal pad



Ultra sound

**point!**

Vein replacement and pad replacement are both easy to do



## Exchangeable parts

M181-1 Exchangeable blood vessel (normal) 100 pcs

M181-2 Exchangeable blood vessel (Narrow) 100 pcs

※The pads can also be replaced.