

M186-5

Sakamoto Whole Body Pregnant Model

(with Heart sound Fetus)



SAKAMOTO MODEL
CORPORATION

User's Manual (151218)

— I N D E X —

- Introduction/Table of Contents 1
- Purpose/Content 2
- Cautions on Use 3
- Instructions for Use/Storage Instructions 4

!
Note

Confirm the main unit and accessories directly after the product arrives. If there is any defect or breakage, inform the dealer or Sakamoto Model.

株式会社坂本モデル



Introduction

Thank you for purchasing our product, “Sakamoto Whole Body Pregnant Model (with Heart sound Fetus).”

Read this user’s manual carefully in order to use the product for a long time appropriately.

This product is closely checked before factory shipment. However, when this product arrives, open it soon, and check if anything on the main unit and accessories are missing or broken.

Table of contents

Introduction／Table of Contents.....	1
Purpose／Content.....	2
Cautions on Use.....	3
Instructions for Use／Storage Instructions.....	4

Purpose

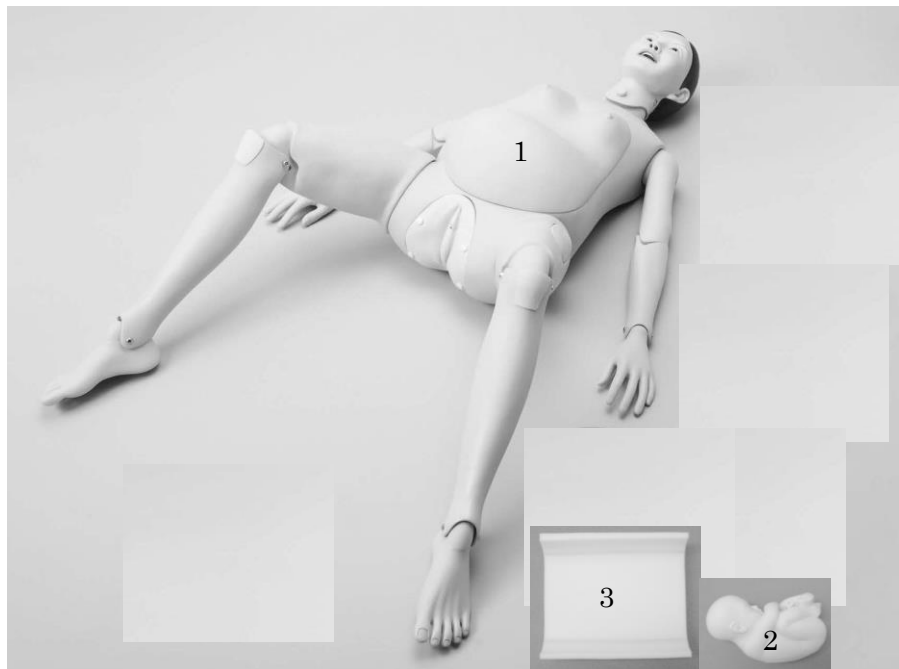
This product is used to perform the following training:

- 1) Auscultation of fetal heart sound
- 2) Rotating the fetus
- 3) Protecting the perineum
- 4) Checking the placenta and amnion
- 5) Free-style delivery

2~5 practices are available with M186-3 vinyl fetus and hand soap which sold separately.

Content

- 1) Obstetrics model unit (with abdominal cover, 1 genital model (skin color) and 4 screws) - 1 set
- 2) Heart sound fetus - Qty. 1
- 3) Urethane support for Heart sound fetus - Qty. 1

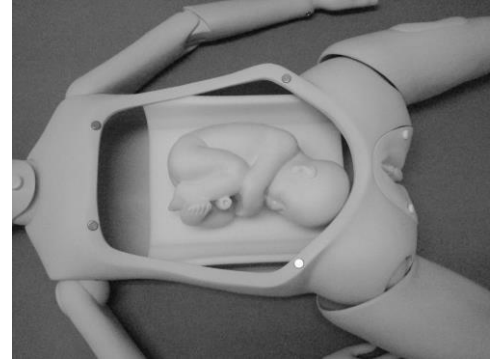
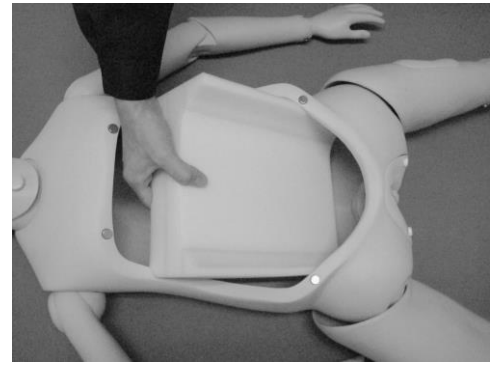


Cautions on Use

- 1) If the resin made products are fitted onto the genitalia for long periods of time, the genitalia may deform. Therefore, handle with care when using them.
- 2) Be careful when handling the training product because the genitalia material gets dirty easily. In addition, be particularly careful with ballpoint pens and magic markers because their marks cannot be removed.
- 3) If the genitalia get slightly dirty, a neutral detergent can be used to clean it.
(Do not use any solvents such as thinners, because the resin will dissolve.)
Then, use a dry cloth to remove all remaining moisture and apply the powder.
- 4) For those who want to practice delivery, purchasing Vinyl Fetus (M186-3) and Hand soap is recommended. For more information, please contact us or dealer.
- 5) The frame for the genitalia can be removed for washing, etc. However, always store the product with frame attached.
- 6) If any excessive load is applied or if dropped, it will damage the model.
- 7) When pushing out the fetus, always apply the lubricant first to ensure a smooth delivery.
- 8) After you finish training, thoroughly clean the lubricant that is on the fetus and genitalia.
- 9) When attaching the genitalia to the training model unit, make sure that the screw holes on the genitalia match the screw holes on the model before inserting the screws. If you force the screws when inserting them, it may damage the product.
- 10) If a defect or problem with the product is discovered during use, stop using the product immediately and contact Sakamoto Model or an authorized dealer.
- 11) This product is a simulator capable of supporting advanced medical training. However, Sakamoto Model does not guarantee the same results during actual treatment.
- 12) Please note that the specifications of this product may be changed without prior notice in order to make improvements to the product.

Instructions for Use

- 1) Set the Urethane support for Heart sound fetus inside the main unit.
- 2) Turn the power of the Heart Sound Fetus on.
- 3) Set the Heart Sound Fetus on the Urethane support.
(for Heart Sound Fetus)
- 4) Put the abdominal cover on.
- 5) Begin training.



Storage Instructions

- 1) Store the genitalia so that no excessive load is applied to it. Otherwise, the genitalia may become deformed.
- 2) Place the product inside the special case, and avoid storing the product in direct sunlight or in locations with high temperature and humidity.

SAKAMOTO MODEL
C O R P O R A T I O N

Head office

34,Higashitakagicho,Shimogamo
Sakyo-ku, KYOTO 606-0865, JAPAN

Phone: +81-75-701-1135

Fax: +81-75-722-5638

E-mail:info@sakamoto-model.com

URL:http://sakamoto-model.co.jp

Overseas Sales Department

1-9-29,Senbahigashi,Minoh City,Osaka
562-0035,JAPAN

Phone: +81-72-729-8350

Fax: +81-72-729-8385

E-mail:trade@sakamoto-model.com