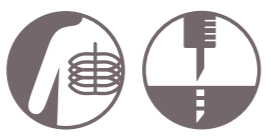
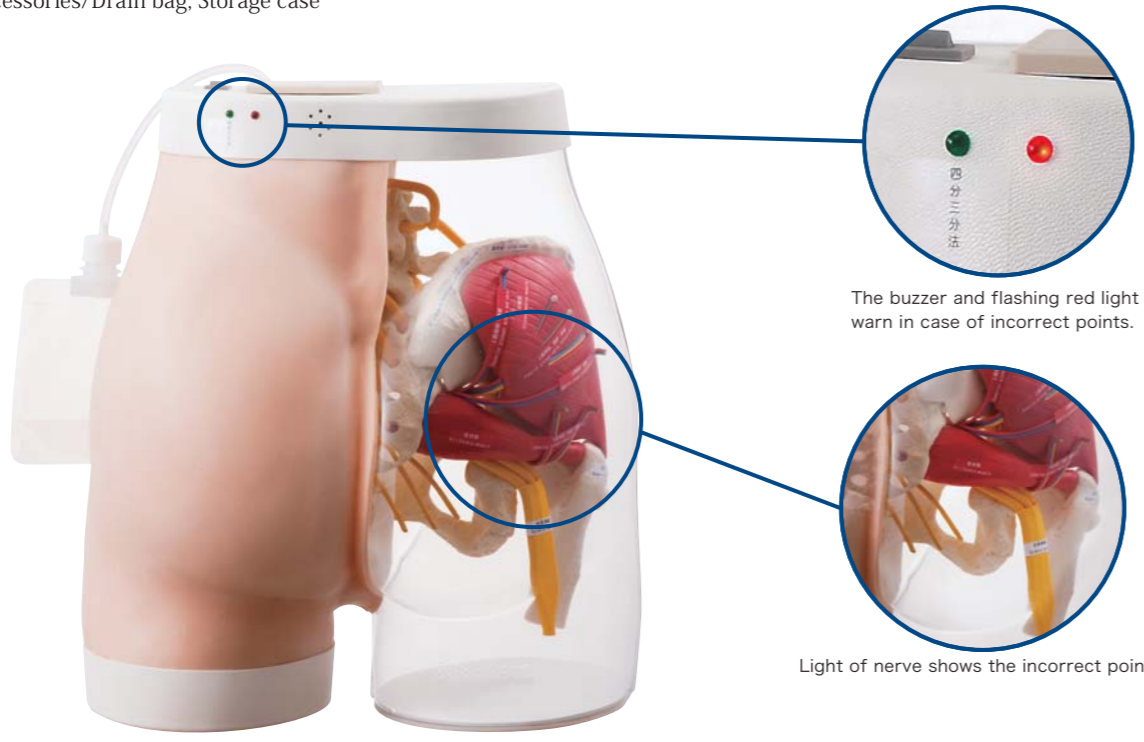


M152



Intramuscular Injection Model of Buttocks

- Weight/About 5kg ● Case size/W47×D43×H34cm
- Accessories/Drain bag, Storage case



The buzzer and flashing red light warn in case of incorrect points.

Light of nerve shows the incorrect points.

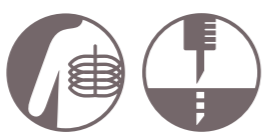
Practice of *Shibusanbu** method

- The pelvis is built-in. Trainees can practice identifying the injection site by palpation of the iliac crest and greater trochanter.
- The green light turns on when a needle is inserted into a safe region. The red light turns on and a warning buzzer sounds when the injection site is incorrect or the insertion is too deep, even at a safe point.
- The water (only tap water) can be infused.

Practice

Injection training to correct injection sites is possible.

M152-1



Intramuscular Injection Model of Buttocks Type 2

- Weight/About 7kg ● Case size/W41×D47×H30cm
- Accessories/Drain bag, Stands for Placing the model in a lateral position, Storage case
- Supervision • Director/Satoh Yoshie, Sugiyama Jogakuen University

Practice of 3 injection sites

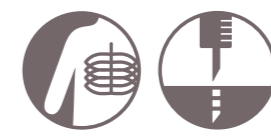
*Shibusanbu** method and Clarke's and Hochstetter's points are established in the model.

*Upper Outer quadrant of Buttocks

Practice

Injection training to correct injection sites is possible. Water (only tap water) can be infused.

M155

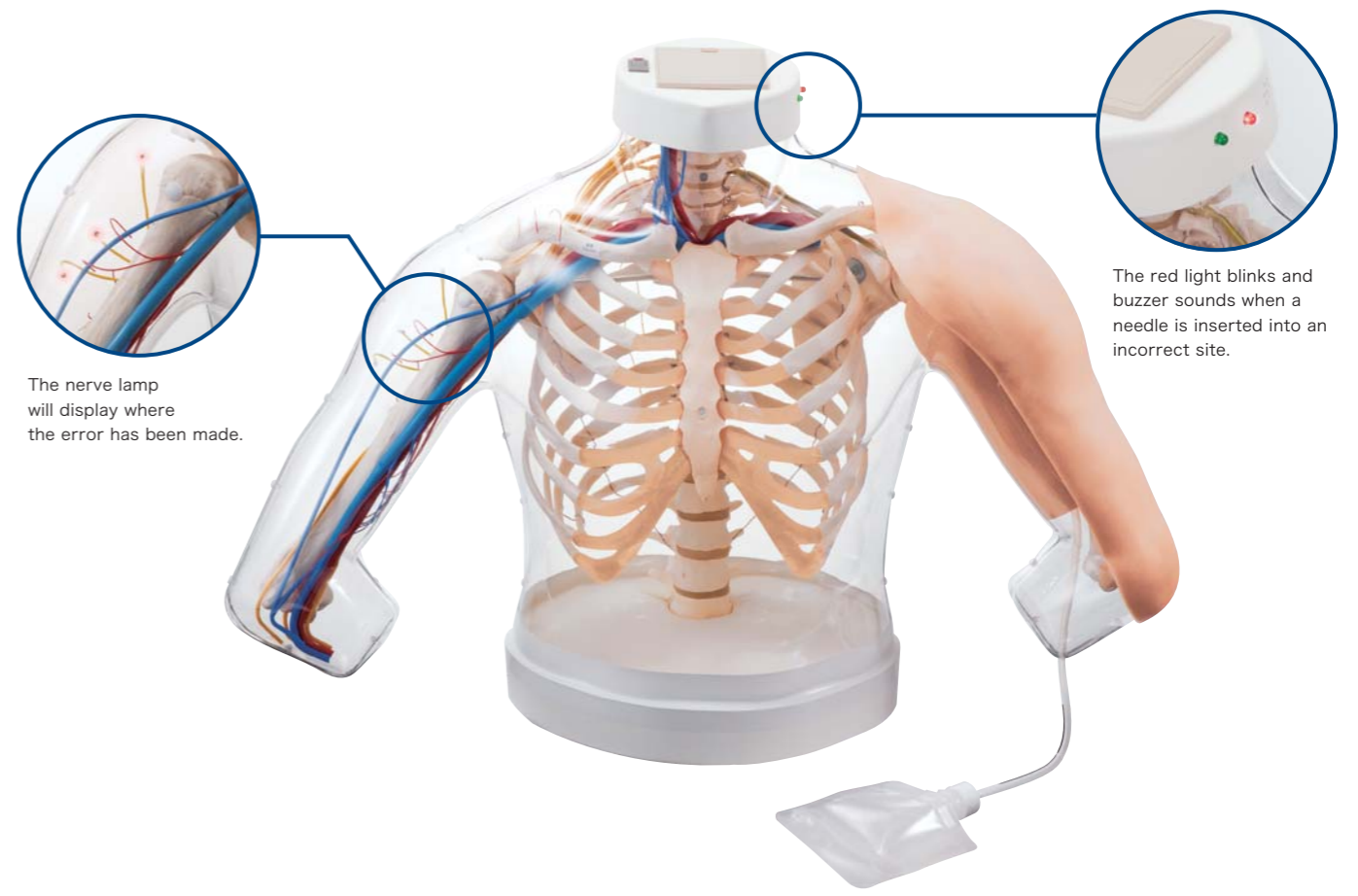


Intramuscular Injection Model of Upper Arm Muscles

- Weight/About 9kg ● Case size/W77×D58×H28cm ● Accessories/Drain bag, Storage case

Can choose injection spots accurately, practical training available.

- When an injection is made in a wrong spot or if it's made too deep, a red lamp light up and a buzzer sounds a warning as well. Also a lamp in the nerves will go on and off. When an injection is made safely, a green lamp will notify that.
- The inner structure of nerves and veins in the upper arm is shown so one can make an accurate choice of injection spots, avoid the mistake of making injections to the nerves and veins, and practice in a more real and practical way.
- The model ranges from the shoulder to the elbow thus making it possible to practice intramuscular and hypodermic injections in 2 different spots.
- Water (only tap water) can be infused.



The nerve lamp will display where the error has been made.

The red light blinks and buzzer sounds when a needle is inserted into an incorrect site.

Practice

Can practice choosing injection spots correctly. Can confirm injection sites in upper arm by muscles palpation of the acromion apophysis.