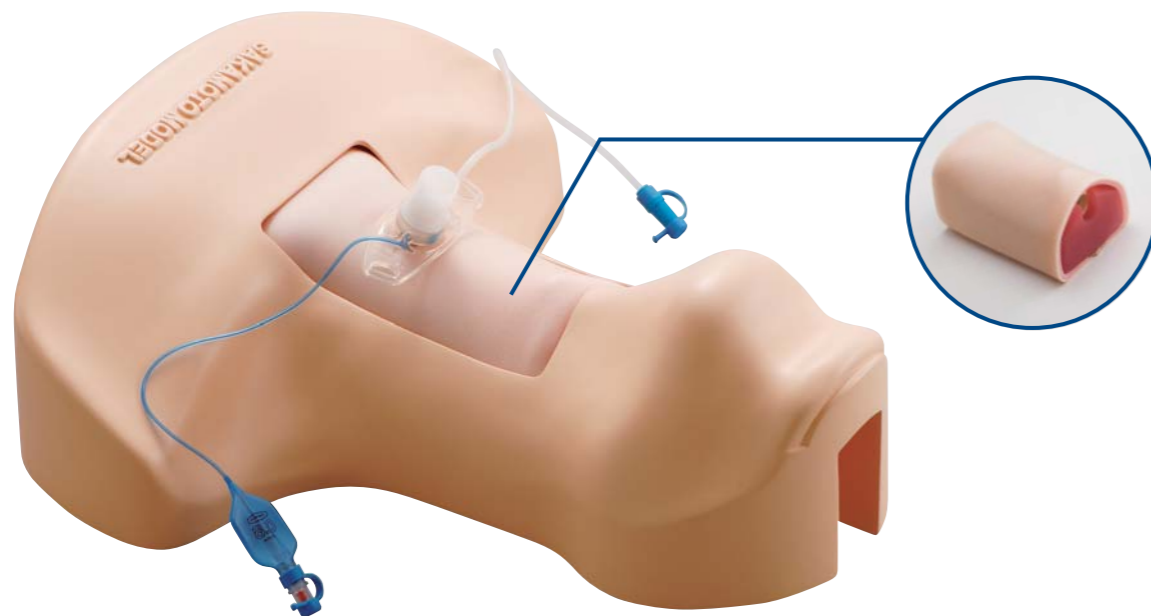


Sakamoto Tracheotomy Trainer

- Weight/About 5kg ● Case size/W51×D42×H20cm
- Accessories/Trachea (3 pieces) , Skin (3 sheets) , Lubricant oil (Silicon oil) , Storage case
- Supervision:Dr.Takami Komatsu/ Critical Care Unit, Faculty of Medicine, Teikyo University

Practical trainer for various methods of tracheotomy

Training of both conventional and percutaneous tracheotomy and puncture/incision into the cricothyroid ligament is available. For conventional tracheotomy, different types of incision can be performed including longitudinal, transverse, crucial, U-shaped, and inverted U-shaped incision. Simulating a patient in a supine position with the neck extended, the SAKAMOTO Tracheotomy Trainer allows the user to determine the proper incision site while identifying arterial locations, and to observe intratracheal conditions from the head.



Feature

1. Reuse



You can reuse the trachea by turning it upside down or inside out, and the skin by sliding it to either side or turning it upside down.

2. Identification



You can determine the proper incision site while identifying arterial locations.

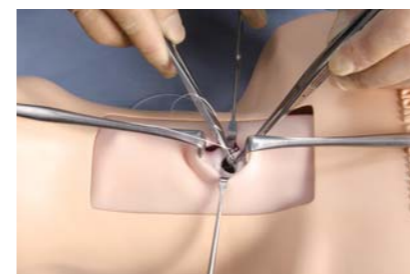
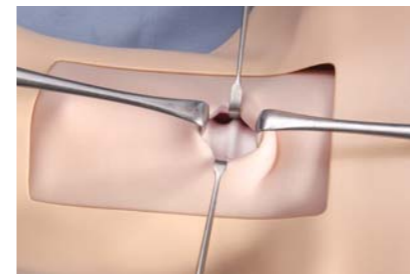
3. Observation



You can observe intratracheal conditions.

Practice

1. Conventional tracheotomy



2. Percutaneous tracheotomy



3. Puncture/incision of the cricothyroid ligament



Exchangeable parts

- Trachea 3 pieces/set
- Skin 3 sheets/set